



CHANGES TO MEMBERSHIP RENEWAL PROCESS

We have some important updates to share regarding changes to the Membership section of our website, which we believe will ultimately enhance your experience with the Kansas Bowhunters Association (KBA).

What's Changed:


Our new system not only allows us to retain your login information and facilitate automatic renewals, but it also offers you the freedom to choose your membership renewal option. You can now decide between a one-time payment that will last up to a year or an annual renewal that will automatically renew yearly until you cancel, or your card expires. This enhancement is designed to give you more control over your membership and payment preferences. We understand that this may raise concerns, and we want to assure you that this is a one-time adjustment we've had to make to make KBA more efficient and responsive to your needs.

What You Need to Do:

When it's time to renew your membership, the process will be easier than ever. You can simply follow the steps outlined below:


1) How to Renew Your Membership:

- a) Go to the Kansas Bowhunters Association website by visiting thekbasite.com.



- b) Hover over the "Log In" option in the website's navigation menu.

c) In the dropdown menu that appears, click on "Renewal."



d) Click "Renew Your Membership Here"



e) Provide your username and email address.

- f) Check the box indicating your agreement to receive an email confirmation with a link to set a password.

The screenshot shows the 'Forum - Registration' page. At the top is a navigation bar with links: Home, About Us, Membership, Apparel, Donate, Contact Us, and Log In. Below this is a secondary bar with links: Forums, Members, Recent Posts, Register (highlighted), and Login. The main heading is 'Forum - Registration'. The registration form includes fields for 'Username' (with a note: 'Length must be between 3 characters and 15 characters') and 'Email'. Below the email field is a checkbox labeled 'I agree to receive an email confirmation with a link to set a password.' and a note: 'After registration you will receive an email confirmation with a link to set a new password.' A large green 'REGISTER' button is centered, with a smaller 'Login' button below it.

- g) Click the "Register" button to proceed.

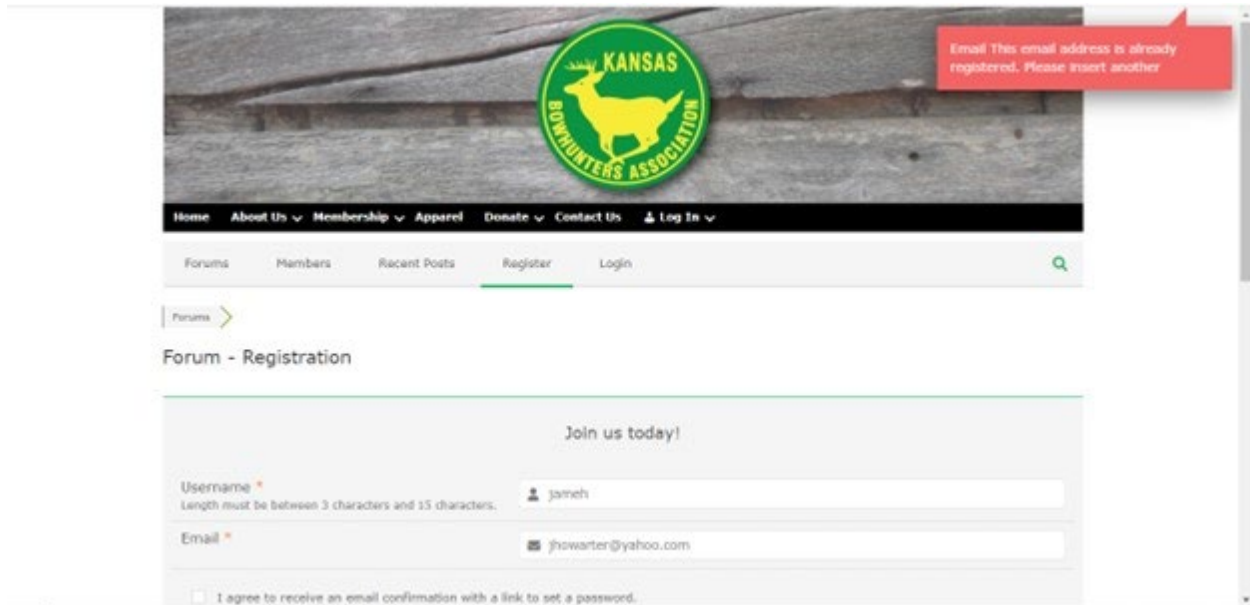
2) If Email is Unregistered:

The screenshot shows the 'Forum - Login' page. At the top is a banner image with the 'KANSAS BOWHUNTERS ASSOCIATION' logo. A green notification bar at the top right says 'Email has been sent.' Below the banner is a navigation bar with links: Home, About Us, Membership, Apparel, Donate, Contact Us, and Log In. Below this is a secondary bar with links: Forums, Members, Recent Posts, Register, and Login (highlighted). The main heading is 'Forum - Login'. The login form includes fields for 'Username' and 'Password'.

- a) Check your email for a message from the Kansas Bowhunters Association, then follow or copy/paste the link provided in your browser to set your password.
- a. Click the "I Agree to receive an email confirmation with a link to set a password."
- b) Click "Register".

c) Click "Reset Password."

3) If Email is Registered:

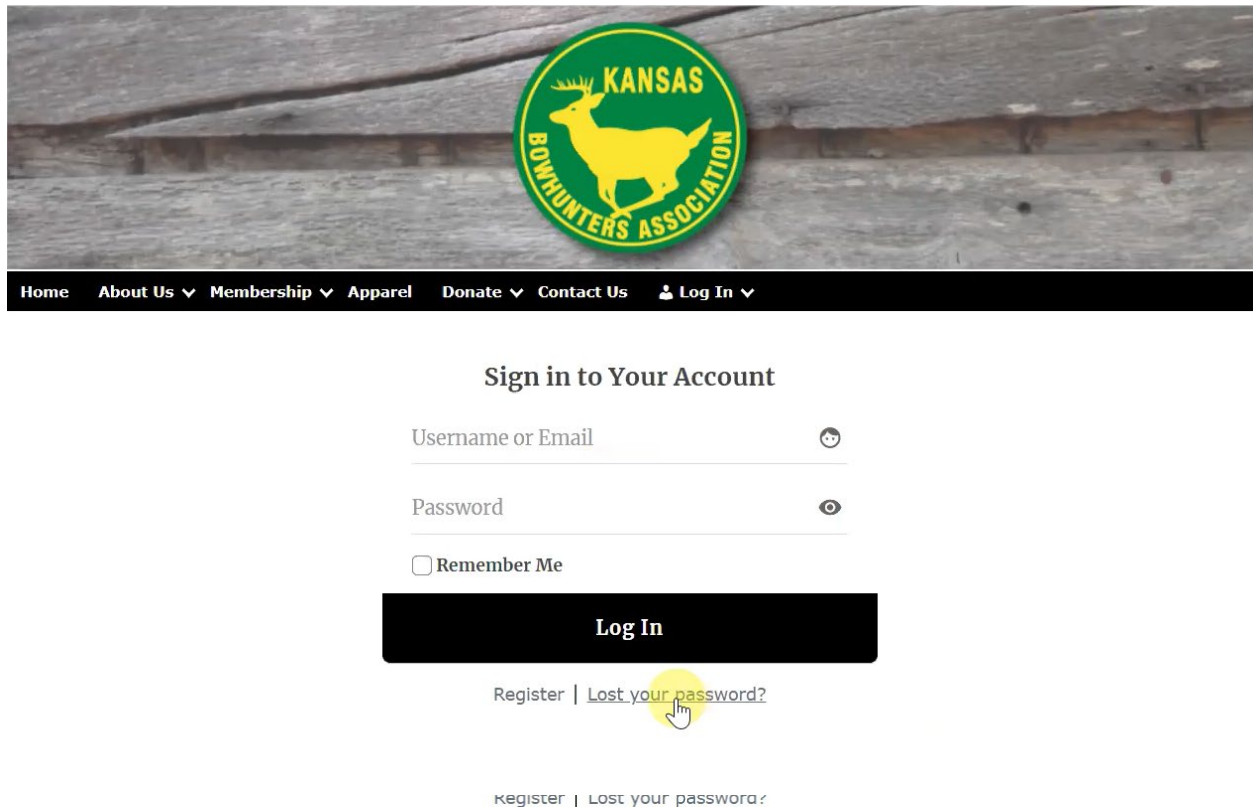


If your email is already registered, you will see a pop-up notice in the upper right corner of the screen. If you attempt to login and cannot, then you may need to reset your password. When requesting a password reset, you will receive an email with instructions for the reset.

- a) Click "Log In" in the website's navigation menu.
 - a. Provide your username and email address.
 - i. Click "Log In"


OR


b. Click “Lost your password?”



Home About Us ▾ Membership ▾ Apparel Donate ▾ Contact Us Log In ▾

Sign in to Your Account

Username or Email 

Password 

☐ Remember Me

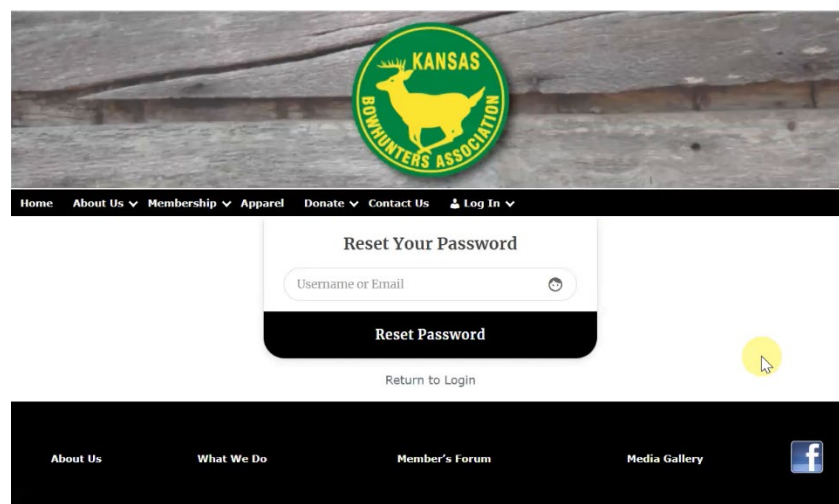
Log In

[Register](#) | [Lost your password?](#)

[Register](#) | [Lost your password?](#)


c. Provide your username OR email address.

d. Click “Reset Password”




Home About Us ▾ Membership ▾ Apparel Donate ▾ Contact Us Log In ▾

Reset Your Password

Username or Email 

Reset Password

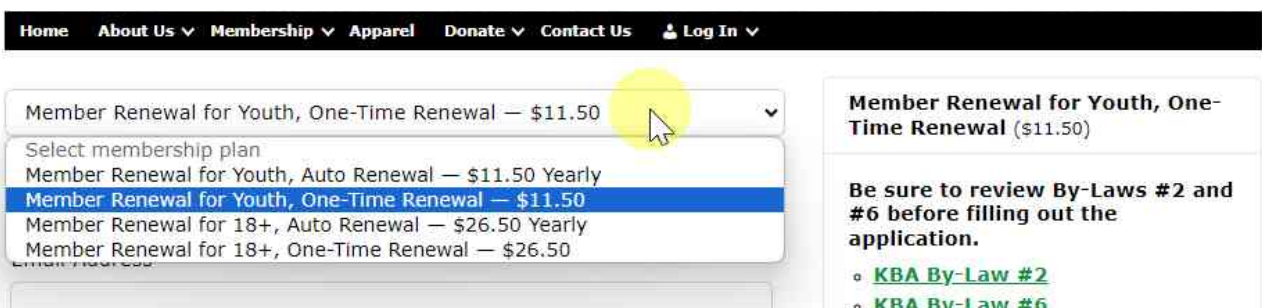
[Return to Login](#)

[About Us](#) [What We Do](#) [Member's Forum](#) [Media Gallery](#) 

- e. Check your email for a message from the Kansas Bowhunters Association, then follow or copy/paste the link provided in your browser to set your password.

4) Select Your Membership Type:

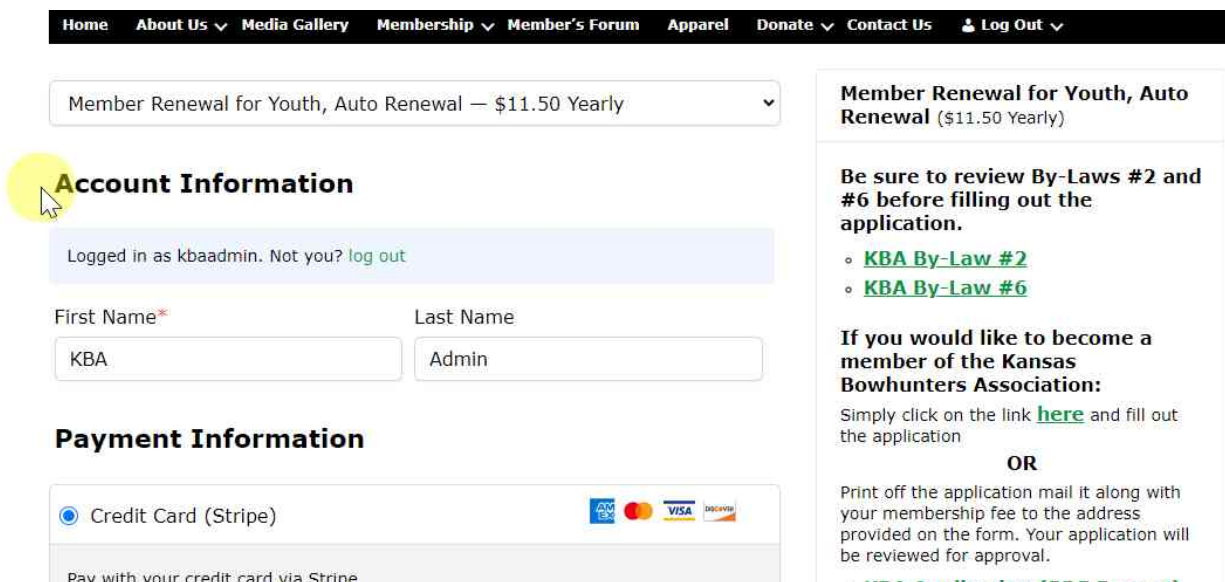
1. Click on the "Membership" tab in the top menu.
2. Review the available membership options:
 - a. One-Time Renewal



- i. Pay once for a year of membership.
 - ii. You'll receive an email when your membership expires, prompting renewal.
 - b. Auto Renewal
 - i. Opt for automatic annual renewal.
 - ii. You'll receive email notifications for card expiration and auto-payment.
3. Click the "Renewals" button to continue.
4. Choose the membership option that best suits your needs.
5. Fill out your application on the right-side bar.
 - a. You can either print and mail the application along with your fees

OR

 - b. Fill it out online.
6. Under "Account Information," log in using the username/password you created earlier to verify your identity.




7. Enter your credit card information under "Payment Information."
8. Press "Subscribe/Pay" to complete your membership renewal.

KBA

Admin

Payment Information


☒ Credit Card (Stripe)



Pay with your credit card via Stripe

Card number

1234 1234 1234 1234




Expiration

MM / YY

CVC

CVC



Country

United States

ZIP

12345

SUBSCRIBE

At this time, you can become a member of the Kansas Bowhunters Association:

Simply click on the link [here](#) and fill out the application

OR

Print off the application mail it along with your membership fee to the address provided on the form. Your application will be reviewed for approval.


- [KBA Application \(PDF Format\)](#)

Subtotal \$11.50

Total \$11.50

You'll be charged **\$11.50 today** then **\$11.50 yearly** starting 20 Sep, 2024.


☒ Credit Card (Stripe)



Pay with your credit card via Stripe

Card number

1234 1234 1234 1234




Expiration

MM / YY

CVC

CVC



Country

United States

ZIP

12345

SUBSCRIBE

Print off the application mail it along with your membership fee to the address provided on the form. Your application will be reviewed for approval.

- [KBA Application \(PDF Format\)](#)

Subtotal \$11.50

Total \$11.50

You'll be charged **\$11.50 today** then **\$11.50 yearly** starting 20 Sep, 2024.

We are thrilled about these enhancements, as they offer you greater flexibility and convenience when managing your KBA membership. We sincerely apologize for any previous inconvenience and appreciate your understanding as we continue to enhance KBA for the benefit of all our members.

If you have any questions or encounter any issues during the renewal process, please don't hesitate to reach out to info@thekbasing.com for assistance.

Thank you for being a valued member of the Kansas Bowhunters Association. We look forward to sharing many more memorable hunting adventures with you.

Best regards,

The Kansas Bowhunters Association Team